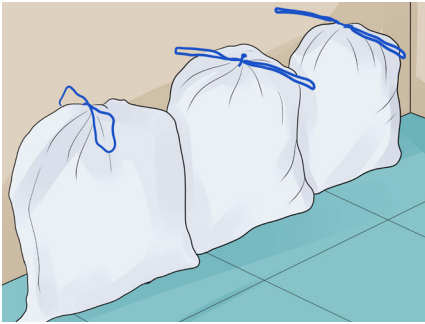




# PREPARATION FOR BED BUG TREATMENT

PEOPLE & PETS MUST REMAIN OUT OF UNIT FOR 6 HOURS. INFORM US IF YOU HAVE AN ALLERGY OR ARE PREGNANT.

PLEASE FOLLOW THE INSTRUCTIONS BELOW:



## Laundry

- o Dry all your clothing and linens from your bed in the dryer on high heat for 30 minutes.
- o After drying, place in new bags and seal until all treatments are completed.



## Empty

- o Empty closets.
- o Empty all night stands and dressers.
- o Remove all linens from bed.

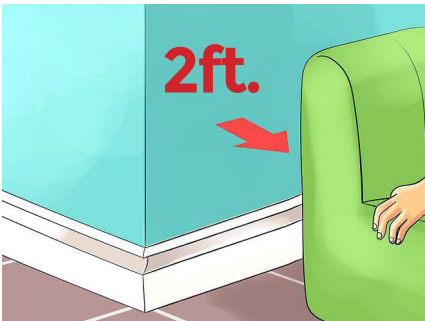


## Leave

- o Leave the mattress on box spring.
- o Leave sofa and chairs in place.
- o Do not place items on beds, sofa, or chairs.

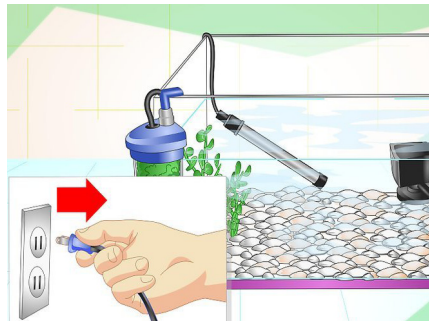
### Optional:

Remove electrical outlet plates if you are able.



## Baseboards

- o Leave access to all baseboards.



## Pets

- o Remove all pets.
- o Cover fish tanks, unplug aerator, and disconnect filter.



## Bathroom

- o Remove all items from shelving and drawers, including vanity drawers.

## Vacuum/Wash

Vacuuming and washing are very important in getting rid of bed bugs and in keeping them from coming back.

## Sanitation

Cleanliness is the key to gaining control over these resilient pests.