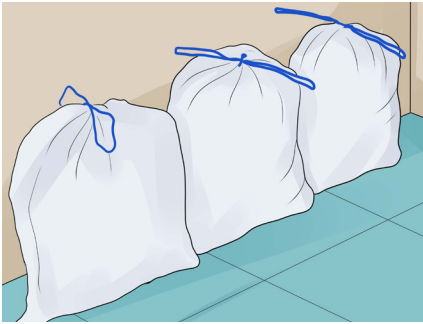




PREPARATION FOR BED BUG TREATMENT

PEOPLE & PETS MUST REMAIN OUT OF UNIT FOR 6 HOURS. INFORM US IF YOU HAVE AN ALLERGY OR ARE PREGNANT. THREE WEEKS FOLLOWING YOUR INITIAL BEDBUG TREATMENT, **A SECOND SERVICE WILL BE REQUIRED.**

PLEASE FOLLOW THE INSTRUCTIONS BELOW:



Laundry

- o Dry all your clothing and linens from your bed in the dryer on high heat for 30 minutes.
- o After drying, place in new bags and seal until 21 days after the final treatment.
- o You can use twist ties so you can open and close the bags when you require items.



Empty

- o Empty closets.
- o Empty all night stands and dressers.
- o Remove all linens from bed.

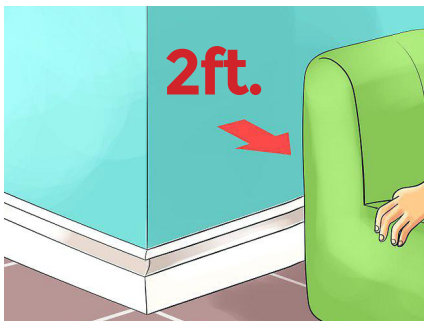


Leave

- o Leave the mattress on box spring.
- o Leave sofa and chairs in place.
- o Do not place items on beds, sofa, or chairs.

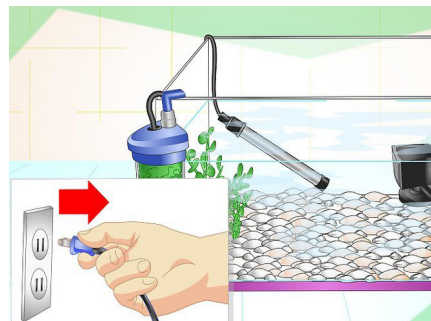
Optional:

Remove electrical outlet plates if you are able.



Baseboards

- o Leave access to all baseboards.



Pets

- o Remove all pets.
- o Cover fish tanks, unplug aerator, and disconnect filter.



Bathroom

- o Remove all items from shelving and drawers, including vanity drawers.

Vacuum/Wash

Vacuuming and washing are very important in getting rid of bed bugs and in keeping them from coming back.

Sanitation

Cleanliness is the key to gaining control over these resilient pests.